



**enparke**  
engineered wood flooring



/plank

/herringbone



engineered for life's rough and tumble, our wooden floors stand strong.





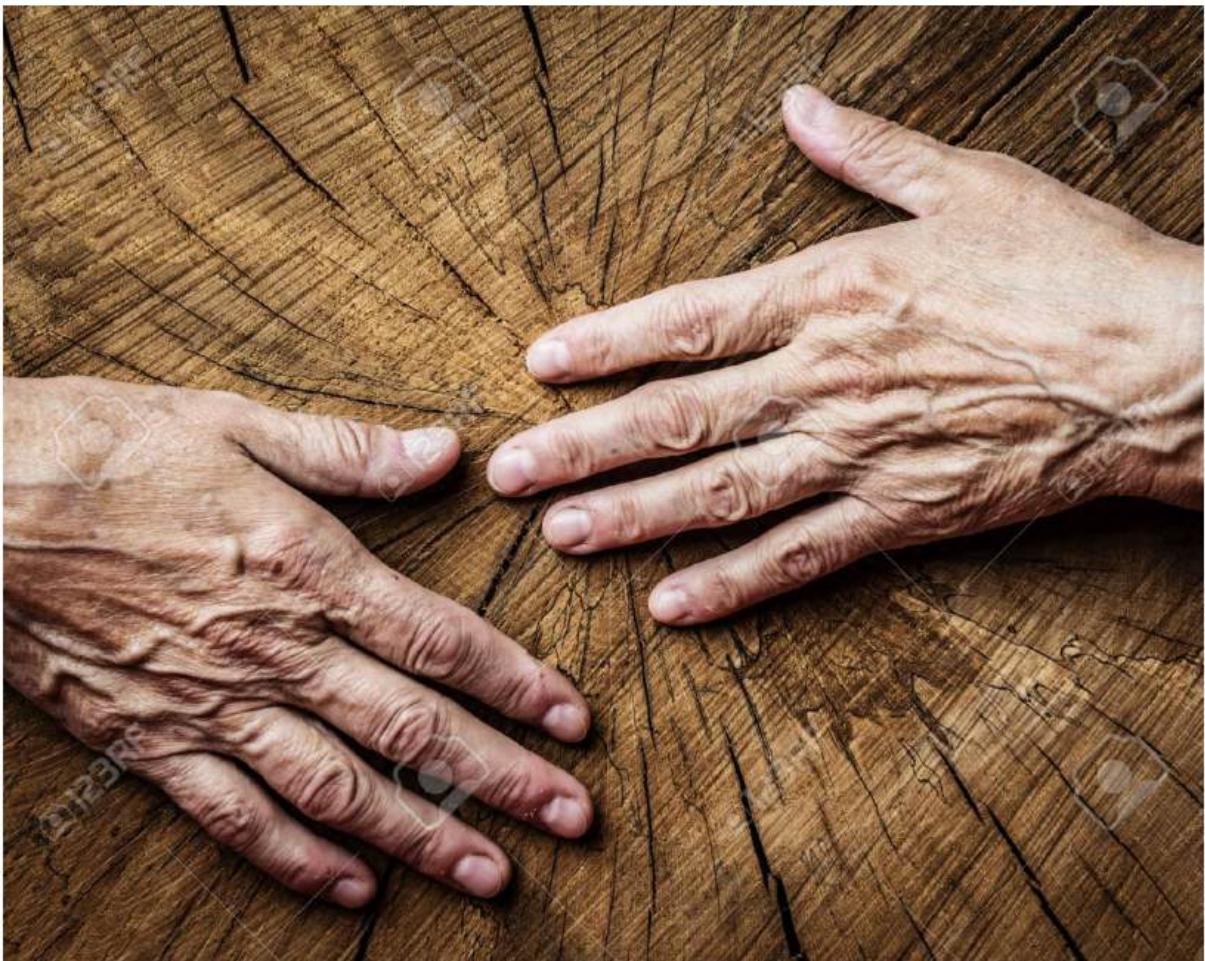
4023 golden honey  
/plank




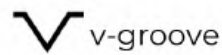
hb 7002 amber  
/herringbone

## defining spaces with wood's timeless charm

few design elements can define or enhance a space like a meticulously selected floor. our dedication to wood flooring is reflected in the exceptional design, performance, and quality of our products. we continually seek innovative ways to perfect our craft, aiming to offer the most beautiful and sustainable wood floors.



# distinctive essence



wood is a natural material that reacts to ambient light. all wood species change color after installation, some much more than others. a floor will get lighter or darker depending on the species, but this won't affect the beauty or quality of the floor. the actual look and color of a species may vary from what appears in this document. we cannot guarantee that all character marks and color variations will be represented on a small sample.

## general specifications

### architectural technical specification

product type	multi-layer engineered wood flooring
species options	european oak / american walnut
core construction	multi-layer cross laminated birch plywood

product standard: en 13489 – multilayer parquet elements

### product construction

layer	european oak	american walnut
top lamella	european oak veneer	american black walnut veneer
core construction	multi-layer cross laminated birch plywood	multi-layer cross laminated birch plywood

**note:** full birch plywood construction provides improved structural stability and resistance to dimensional movement.

### product dimensions

series	thickness	width	length	standard
plank	14 ± 0.30 mm	188 ± 0.20 mm	1900 ± 0.50 mm	en 13489
herringbone	14 ± 0.30 mm	90 ± 0.20 mm	600 ± 0.50 mm	en 13489

### surface finish

property	specification	test method
finish type	uv lacquer / uv oil	manufacturer specification
light fastness	blue wool ≥ 6	en 20105-b02
slip resistance	class ds / r9	en 13893

### packaging

series	boards per pack	coverage
plank series	8 pcs	2.858 m <sup>2</sup>
herringbone series	30 pcs	1.62 m <sup>2</sup>





# /planks

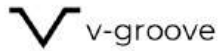
14 × 188 × 1900 mm  
per box: 8 pcs | 30.76 sq. ft.



stained




brushed



v-groove



matt lacquer




8001 russet  
/am. walnut

14 × 188 × 1900 mm



5031 moon ash  
/european oak

14 × 188 × 1900 mm



7002 amber  
/am. walnut

14 × 188 × 1900 mm




1004 bianco  
/european oak

14 × 188 × 1900 mm



2003 dore  
/european oak

14 × 188 × 1900 mm



4023 golden honey  
/european oak

14 × 188 × 1900 mm



3015 chocolate mist  
/european oak

14 × 188 × 1900 mm



# /herringbone

14 × 90 × 600 mm  
per box: 30 pcs. | 17.44 sq. ft.



stained




brushed



v-groove




matt lacquer




hb 7002 ambert  
/am. walnut

14 × 90 × 600 mm




hb 1004 bianco  
/european oak

14 × 90 × 600 mm




hb 8001 russet  
/am. walnut

14 × 90 × 600 mm



hb 3015 chocolate mist  
/european oak

14 × 90 × 600 mm



hb 5031 moon ash  
/european oak

14 × 90 × 600 mm

## Strong and durable multi-layer all birch core flooring



enparke.



### matt lacquer

our advanced protective lacquer system enhances durability, improves resistance to daily wear and tear, and creates a dirt-resistant surface that is easy to clean and maintain.



### patented click

enparke floor comes with a patented click system that makes installation fast and easy, and allows for quick, hassle-free replacement of any damaged planks.



### multi-layered construction

enparke floor features a multi-layer cross-laminated birch plywood core engineered to provide exceptional dimensional stability, high load-bearing strength, and superior resistance to moisture-related movement and deformation.



### perfect for renovation

looking to renovate? enparke seamlessly fits with existing doors and thresholds. choose between floating or glued-down installation methods. it can be installed over an existing floor if installation requirements are met.

# /timber tones



8001 russet  
/am. walnut



5031 moon ash  
/european oak



1004 bianco  
/european oak



4023 golden honey  
/european oak

# /timber tones



2003 dore  
/european oak



7002 amber  
/am. walnut



3015 chocolate mist  
/european oak

